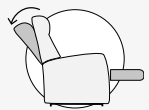




BENEFITS



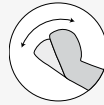
Adjustment of footrest and backrest



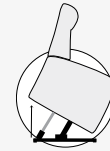
Reclines smoothly into a comfort position and almost lay-flat reclining position (Dual Motor)



Dynamic Lumbar Support & Comfort Heating (Patented*)



Adjustable headrest



Gentle Lift

POWER FUNCTION OPTIONS

Power	PowerPlus	PowerExtra	PowerLux
<ul style="list-style-type: none"> Extended footrest Adjustable Headrest Adjustable Dynamic Lumbar Support Smart Storage Battery Option 	<ul style="list-style-type: none"> Extended footrest Adjustable Dynamic Lumbar Support Smart Storage Power Adjustable Headrest Battery Option w/charging Function 	<ul style="list-style-type: none"> Extended Footrest Power Adjustable Headrest Power Adjustable Dynamic Lumbar Support Comfort Heat 	<ul style="list-style-type: none"> Extended Footrest Power Adjustable Headrest Power Adjustable Dynamic Lumbar Support Comfort Heat Soft Air Massage with 4 different Modes

Multi Lifts feature a Dual Motor System – making it possible for the back and footrest to operate independently and providing an almost lay-flat recline position. They provide smooth transitions for easier mobility and relaxation. You are also able to add **Comfort Heat** on Power (MP+) and PowerPlus (MS+).

HAND CONTROL (PowerLux)

HEAT ON/OFF

Turns all massage zones and modes on and off.

HOME/LIFT

Hold down the button to bring back and headrest to HOME position and LIFT you up

MASSAGE ZONES

Customize your massage by controlling which of the 4 zones are activated. If no zones are selected, then the massage will turn off.



MASSAGE ON/OFF

Turns all massage zones and modes on and off.

NOTE! If pressing while heat is ON, the heat will turn OFF.

HEADREST CONTROL

Adjust the headrest angle.

RECLINING CONTROL

Recline and change back angle

LUMBAR SUPPORT

Left to reduce /Right to increase

MASSAGE MODES

Choose a massage mode by pushing the button. The LED signify which mode is activated.

Modes include:



SINGLE MOTOR (LIFT) and DUAL MOTOR (MULTI LIFT)

SINGLE MOTOR: First raise footrest, thereafter back reclines

DUAL MOTOR: Back and footrest independently operated with a full lift function.

Chair lifts after the footrest has closed, and the backrest is in the upright position.

DIMENSIONS

SIZE	WIDTH	DEPTH	HEIGHT	SEAT WIDTH	SEAT HEIGHT	SEAT DEPTH	DEPTH RECLINED	WALL CLEARANCE
Standard	79 / 31,3	92 / 36,2	103 / 40,6	50 / 19,7	43 / 16,9	53 / 20,9	161 / 63,4	34 / 13,4
Large	84 / 33,1	95 / 37,4	107 / 42,1	55 / 21,7	44 / 17,3	54 / 21,3	165 / 65	36 / 14,2

BOX SIZE	WIDTH	DEPTH	HEIGHT	BOX VOLUME	CHAIRS IN A CONTAINER 20FT/40FT/40HC/45HC
Standard	79/31,1	77/30,3	66/26	0,40/14,2	63/135/180/204
Large	85/33,5	78/30,7	66/26	0,44/15,5	54/126/168/192

Standard chairs weight from 49 kg/108 lbs to 59 kg/130 lbs and Large chairs weight from 51 kg/112 lbs to 61 kg/134 lbs, depending upon selected functionality. H2 recliners have been tested for 130 kg/287 lbs capacity.





Ultra-Functional Lift Recliner | **DAGMAR** | 348/548/748 | UP+, US+, UX, UL

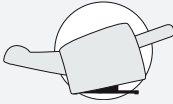
Extended footrest | Combo-Pack battery | Recline & Lift | Independent recline & footrest function | Glider & Glide Locker
Dual Motor Mechanism | Dynamic Lumbar support | Full Zero Gravity | Comfort heating




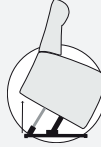
BENEFITS

- 

Independent operation of footrest and backrest
- 

Reclines smoothly into a comfort position and lay-flat deep recline with full Zero Gravity w/ full arm support.
- 

Dynamic Lumbar Support & Comfort Heating (Patented*)
- 

Adjustable headrest
- 

Gentle Lift

POWER FUNCTION OPTIONS

Power+ (UP+)	PowerPlus+ (US+)	PowerExtra (UX)	PowerLux (UL)
---------------------	-------------------------	------------------------	----------------------

- | | | | |
|---|--|--|--|
| <p>Standard:</p> <ul style="list-style-type: none"> • Adjustable Headrest • Adjustable Dynamic Lumbar Support • Comfort Heating | <ul style="list-style-type: none"> • Power Adjustable Headrest • Comfort Recline position | <ul style="list-style-type: none"> • Power Adjustable Headrest • Power Air Adjustable Dynamic Lumbar Support • Comfort Recline position | <ul style="list-style-type: none"> • Power Adjustable Headrest • Power Air Adjustable Dynamic Lumbar Support • Comfort Recline position • Comfort Heating seat/back • Soft Air Massage - 4 Modes |
|---|--|--|--|

US+, UX and **UL** are available on all models except those with telescopic adjustable headrest. ALL Ultra Functional Model are delivered with **Comfort Heating, Dual Motor** and **ComboPack**. ComboPack is an A/C Power supply transformer with a lithium powered battery back up.

*Patent US 12,108,877

HAND CONTROL (PowerLux)

HEAT ON/OFF
Turns all massage zones and modes on and off.

HOME/LIFT
Hold down the button to bring back and headrest to HOME position and LIFT you up

MASSAGE ZONES
Customize your massage by controlling which of the 4 zones are activated. If no zones are selected, then the massage will turn off.




MASSAGE ON/OFF
Turns all massage zones and modes on and off.

HEADREST CONTROL
Adjust the headrest angle.

RECLINING CONTROL
Recline and change back angle

LUMBAR SUPPORT
Left to reduce /Right to increase

MASSAGE MODES
Choose a massage mode by pushing the button. The LED signify which mode is activated.

Modes include:
 Pulse
 Wave
 Loop

NOTE! If pressing while heat is ON, the heat will turn OFF.

DUAL MOTOR

Back and footrest independently operated with a full lift function. Chair lifts after the footrest has closed, and the backrest is in the upright position.

DIMENSIONS

SIZE	WIDTH	DEPTH	HEIGHT	SEAT WIDTH	SEAT HEIGHT	SEAT DEPTH	DEPTH RECLINED	WALL CLEARANCE
Standard	79/31,1	89/35	105/41,3	50/19,7	43/16,9	53/20,9	161/63,4	31/12,2
Large	84/33,1	92/36,2	109/42,9	55/21,7	44/17,3	54/21,3	165/65	34/13,4
X-Large	88/34,6	93/36,6	110/43,3	56/22	45/17,7	54,5/21,4	173/68,1	53,5/21

BOX SIZE	WIDTH	DEPTH	HEIGHT	BOX VOLUME	CHAIRS IN A CONTAINER 20FT/40FT/40HC/45HC
Standard	79/31,1	77/30,3	66/26	0,40/14,2	63/135/180/204
Large	85/33,5	78/30,7	66/26	0,44/15,5	54/126/168/192
X-Large	93/36,6	86/33,9	66/26	0,53/18,7	36/78/104/120

Standard chairs weight from 49 kg/108 lbs to 59 kg/130 lbs and Large chairs weight from 51 kg/112 lbs to 61 kg/134 lbs, depending upon selected functionality. X-Large weight 61 kg/134,5 lbs. H2 recliners have been tested for 130 kg/287 lbs capacity.