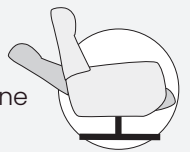




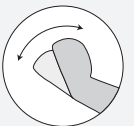
Easy 360° Swivel



Recline



Head & Neck Support



Dynamic Lumbar Support



Comfort tilt



Adaptable Footstool




- Authentic classic Norwegian designed swivel recliner.
- Premium cold-cure molded technology ensures comfort, body-correct support, and durability.
- Patented reclining system offers easy recline and lay-flat positions.
- Adjustable head and neck support for reading, watching TV, or resting.
- Patented dynamic lumbar support ensures optimal lower back support regardless of reclining position.
- Freestanding footstool that automatically adapts to the reclining movement ensures the best possible leg support.

SIZE OPTIONS

Comfort seating is all about finding the optimal size and design. Choose between different sizes and seat heights.

You can choose to lower(2cm/0,8inch) or increase the seat height(2cm/0,8inch) heights compared to the seat height measurements below.



MEASUREMENTS (CM/IN)

Art.no	Size	Width	Depth	Height	Seat Width	Seat Height	Seat Depth	Depth reclined	Wall clearance
FT278	Standard	71 / 28	80 / 31,5	97 / 38,19 - 108 / 42,5	46 / 18,1	43 / 16,9	50 / 19,7	116 / 45,7 - 127 / 50	25 / 9,8 - 33 / 13
FT478	Medium	76 / 29,9	82 / 32,3	98 / 38,6 - 109 / 42,9	51 / 20,1	44 / 17,3	51 / 20,1	117 / 46,1 - 129 / 50,1	26 / 10,2 - 34 / 13,4
FT678	Large	81/31,9	85/33,5	101 / 39,8 - 112 / 44,1	58/22,8	45 / 17,7	52/20,5	120 / 47,2 - 132 / 52	29 / 11,4 - 37 / 14,6
	Ottoman	51/20,1	49/19,3	43/16,9					

Dimension may vary +/- 2cm/1 inch

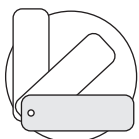
BASE OPTIONS



WOOD OPTIONS FOR WOOD BASES



COVER OPTIONS



We offer all our chairs in various leather qualities, fabrics, colours and design. See the selection on our website or at your nearest H2 retailer.