

Mega 312/512

Standard Lift chair (LP), Lift chair (LS), Lift chair Lux(LL), Standard Multifunctional chair (MP), Multifunctional chair (MS)



Computer-controlled cold-cure molded foam is injected directly over the steel frame. This unique H2 technology provides superior and lasting comfort with an ergonomically correct body support throughout all areas of the recliner.

Adjustable headrest, with an infinite number of comfort positions, provides ultimate support for your neck while reading, watching television or resting.



Anatomically correct shaped interior steel frame with sinuous springs and a **patented built in dynamic lumbar support** system for optimal lower back support regardless of reclining position.



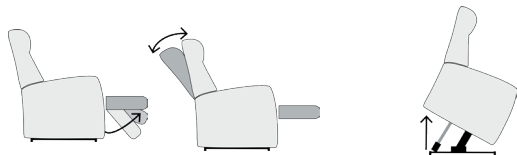
Low profile hard wood seat frame with enforced sinuous steel springs and high-density computer controlled injection molded foam provides superior seat comfort and durability.

Clean back profile with an easy access to the handle that turns glider locker function on and off.

Effortless reclining. Shift seating position and back rest angle with a touch of a button.

LIFT Chair – single motor

Back reclines once footrest is fully extended. With a touch of a button the chair can gently lift you.

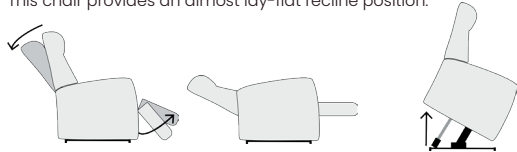


First raise footrest, thereafter back reclines

Chair lifts after the foot rest has closed and the backrest is in the upright position.

MULTI LIFT Chair – dual motor

Back and footrest independently coupled with a full lift function. This chair provides an almost lay-flat recline position.



Back and footrest operating independently.

Lay flat recline position

Chair lifts after the foot rest has closed and the backrest is in the upright position.

PowerPlus

Both LIFT chair and MULTI LIFT chair can be delivered with **Power headrest**

PowerLux including:

Soft air massage
4 different massage zones and 3 different modes

Comfort Heating
Power adjustable headrest*
Power (air) adjustable dynamic lumbar

Both **LIFT** and **MULTI LIFT** can be delivered with PowerLux.

PowerPlus and PowerLux are available on all models except those with telescopic adjustable headrest.

BATTERY NOT RECOMMENDED ON ANY LIFT CHAIRS
BATTERY SHOULD NOT BE USED ON POWERLUX.

PowerLux MULTI LIFT Chair

HEAT ON/OFF

HOME/LIFT

Hold down the button to bring back and headrest to HOME position and LIFT you up.

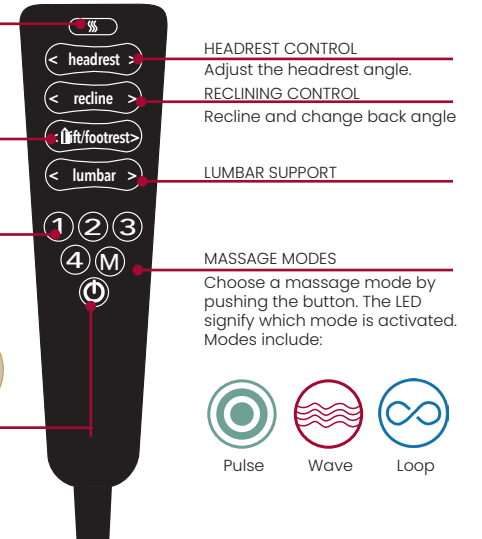
MASSAGE ZONES

Customize your massage by controlling which zones are activated. LEDs will signify which zones are currently on. If no zones are selected, then the massage will turn off.

ON/OFF

Turns all massage zones and modes on and off when pressed.

If heat is on, then pressing the power button will also turn off heat, however pressing the power button will not turn the heat on.



CHAIR MODEL	TOTAL WIDTH	TOTAL DEPTH	TOTAL HEIGHT	SEAT WIDTH	SEAT HEIGHT	SEAT DEPTH	TOTAL DEPTH reclined	WALL CLEARANCE requirement	BOX SIZE WIDTH	BOX SIZE DEPTH	BOX SIZE HEIGHT	BOX VOLUME M3/CF	#CHAIRS IN A CONTAINER 20FT/40FT/40HC/45HC
	cm/in	cm/in	cm/in	cm/in	cm/in	cm/in	cm/in	cm/in	cm/in	cm/in	cm/in	M3/CF	
Standard size	77 / 30,3	88 / 34,6	104 / 40,9	50 / 19,7	43 / 16,9	53 / 20,9	160 / 63,0	31 / 12,2	79 / 31,1	77 / 30,3	66 / 26	0,40 / 14,2	63 / 135 / 180 / 204
Large size	82 / 32,3	91 / 35,8	108 / 42,5	55 / 21,7	44 / 17,3	54 / 21,3	164 / 64,6	34 / 13,4	85 / 33,5	78 / 30,7	66 / 26	0,44 / 15,5	54 / 126 / 168 / 192
												Mix of both sizes	63 / 126 / 168 / 192

Standard chairs weight from 49 kg/108 lbs to 59 kg/130 lbs and Large chairs weight from 51 kg/112 lbs to 61 kg/134 lbs, depending upon selected functionality.

H2 recliners have been tested for 130 kg/287 lbs capacity.

Dimension may vary with +/- 2 cm / 1 inch